



District Report Card: 2017


State: West Bengal	District: Siliguri
Class: 3	Subject: Language
Schools: 51	Students: 741


Participation/Coverage


Students

<div>GENDER</div> <div></div>	Boys		Girls	
	Number	%	Number	%
	373	50.34	368	49.66

<div>AREA</div> <div></div>	Rural		Urban	
	Number	%	Number	%
	510	68.83	231	31.17

<div>CATEGORY</div> <div></div>	SC		ST		OBC		GEN	
	Number	%	Number	%	Number	%	Number	%
	318	42.91	117	15.79	80	10.80	226	30.50

<div>CWSN</div> <div></div>	LD	VI	HI	S&LD	ID	Oth
	0	0	1	5	1	23

<div>Management</div> <div></div>	Government		Government-aided	
	Number	%	Number	%
	551	74.36	190	25.64

Average Performance of Students in Language (%)

Overall	Gender		Area		Management		Social Group			
	Male	Female	Rural	Urban	Govt.	Aided	SC	ST	OBC	GEN
68.12	67.97	68.28	67.23	70.10	68.46	67.16	68.57	62.79	68.25	70.21

Performance on Learning Outcomes (LOs)

Learning Outcomes	Description	Average Performance(%)
L304	Reads small texts with comprehension i.e., identifies main ideas, details, sequence and draws conclusions	69.41
L312	Reads printed scripts on the classroom walls: poems, posters, charts etc.	65.56

Range of Performance of Students who Answered Correctly							
Below 30%		30% - 50%		50% - 75%		Above 75%	
Number	%	Number	%	Number	%	Number	%
64	8.64	117	15.79	227	30.63	333	44.94

Lowest Performing Learning Outcomes (LOs)

1 - Reads printed scripts on the classroom walls: poems, posters, charts etc. (65.56)

2 - Reads small texts with comprehension i.e., identifies main ideas, details, sequence and draws conclusions (69.41)